

## Specifications

All specs and API descriptions can be found at:

<http://www.openmp.org>

This presentation covers

- ① Unified 3.0 API (2008-05)
- ② Unified 2.5 API (2005-05) [This Talk]
- ③ C/C++ 2.0 API (2002-03)
- ④ FORTRAN 2.0 API (2000-11)

## Shared Memory Programming With OpenMP

M. D. Jones, Ph.D.

Center for Computational Research  
University at Buffalo  
State University of New York

Parallel Algorithms, 2009

## History

Brief history of OpenMP:

- 1997-10 FORTRAN 1.0
- 1998-10 C/C++ 1.0
- 1999-11 FORTRAN 1.1
- 2000-11 FORTRAN 2.0
- 2002-03 C/C++ 2.0
- 2005-05 FORTRAN/C/C++ 2.5
- 2008-05 Unified API 3.0

for the most part I am FORTRAN-centric, so many of the syntax descriptions (not all, though) will use FORTRAN 90.

## What is OpenMP?

- **Open** Specifications for **M**ulti **P**rocessing
- An Application Programming Interface (API) intended for directing multi-threaded shared memory parallelism:
  - Compiler directives
  - Run-time library routines
  - Environmental variables
- Portable - specified for C/C++ and FORTRAN (requires OpenMP compliant compiler)
- Standard - joint effort by major hardware and software vendors (not yet an ANSI standard)

## OpenMP Strengths

- Ease of (mis)use
- Incremental parallelization
- Fairly easy to get speedup
- Potentially scalable on large (SMP) systems
- HPC architectures are evolving towards OpenMP's design (Multi-core, single socket CPUs are already here, and gaining rapidly in popularity)

## OpenMP Design Goals

- Thread-based: a shared memory **process** can consist of multiple threads - OpenMP is based on the idea of controlling and using these threads
- Explicitly parallel: **not** automatic - OpenMP allows the programmer **full** control over parallelization
- Compiler directive-based: most OpenMP parallelism is controlled through the use of compiler directives
- Dynamic threads: the number of threads can be dynamically changed for different parallel regions

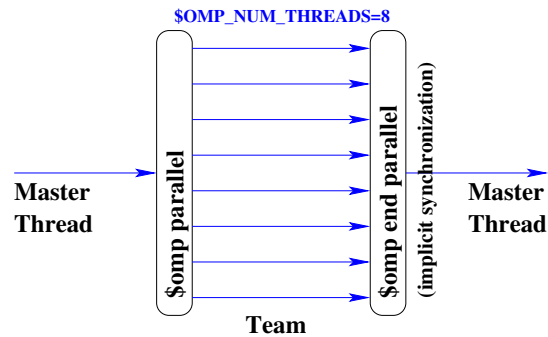
## OpenMP Weaknesses

### OpenMP is **not**

- intended for distributed memory parallel computing (can be used in combination with MPI, however)
  - Intel's Cluster OpenMP, extend over distributed memory
  - UPC, Co-Array FORTRAN, proposed PGAS language extensions for shared & distributed memory
- implemented identically by all vendors (not a surprise)
- promised to be the most efficient way to make use of shared memory (data locality is still an outstanding issue)

- Nested support: parallel regions can be nested, but this feature is left as implementation dependent
- Fork-join model: the master thread (originating process) spawns a team of parallel threads on encountering the first parallel region. The threads synchronize and terminate at the end of the parallel region construct

## Execution Model



- *Fork-Join*, the master thread spawns a team of threads inside parallel regions.
- *Typical Use*: split compute-intensive loops among the thread team. See the previous slide.

## Ease-of-use can come with a price...

- OpenMP does not force the programmer to explicitly manage communication or how the program data is mapped onto individual processors - sounds great ...
- OpenMP program can easily run into common SMP programming errors, usually from resource contention issues.

## OpenMP General Syntax

Most OpenMP constructs are compiler directives or pragmas (we will deal with the OpenMP API separately):

C/C++:

```
#pragma omp construct [clause [clause] ...]
```

F77:

```
!$OMP construct [clause [clause] ...]
```

F90:

```
!$OMP construct [clause [clause] ...]
```

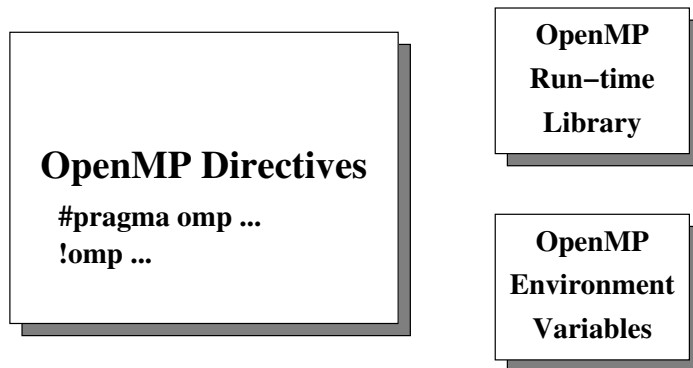
to compilers that do not support OpenMP, these directives are comments, and have no effect.

## Shared vs. Distributed

Compare shared memory (SM, OpenMP) versus distributed memory (DM, MPI) in the following table of features:

Feature	SM	DM
Parallelize subsections of application	Pretty easy; often significant reward for small investment	Pretty difficult (often have to rework app.)
Scalability on large processor counts	Few such systems (large ccNUMA)	Clusters with high performance interconnects very common
Complexity over serial code	Simple algorithms easy, more complex ones can be involved	Complex even in simple cases
Code maintainability	Directives in otherwise serial code - minimal in many cases	Message handling requires significant overhead

# Components of OpenMP



We will consider the smaller pieces of the OpenMP puzzle first (they are reasonable self-contained and will help to inform the rest)

# Categories

- Control and query the parallel execution environment
  - Monitor threads and processors
  - Allow dynamic thread adjustments
  - Enable nested parallelism
- Lock functions to be used to synchronize data access
  - Initialize, test, remove simple and nestable locks

# Accessing the Run-time Library Functions

Syntax for setting the number of OpenMP threads:

in C/C++ :

```
#include <omp.h>
...
void omp_set_num_threads(int num_threads);
```

in FORTRAN 77 :

```
include 'omp_lib.h'
...
call omp_set_num_threads(num_threads);
```

in FORTRAN 90 :

```
USE omp_lib
...
call omp_set_num_threads(num_threads);
```

# Environmental Functions

FORTRAN	C/C++
subroutine OMP_SET_NUM_THREADS	void omp_set_num_threads(int nthreads)
integer function OMP_GET_NUM_THREADS	int omp_get_num_threads(void)
integer function OMP_GET_MAX_THREADS	int omp_get_max_threads(void)
integer function OMP_GET_THREAD_NUM	int omp_get_thread_num(void)
integer function OMP_GET_NUM_PROCS	int omp_get_num_procs(void)
logical function OMP_IN_PARALLEL	int omp_in_parallel(void)
subroutine OMP_SET_DYNAMIC(scalar_logical_expr)	void omp_set_dynamic(int dthreads)
logical function OMP_GET_DYNAMIC	int omp_get_dynamic(void)
subroutine OMP_SET_NESTED(scalar_logical_expr)	void omp_set_nested(int nested)
logical function OMP_GET_NESTED	int omp_get_nested(void)

# Run-time Locks Overview

**simple locks** may not be locked if already in a locked state.

**nestable locks** may be locked multiple times by the same thread.

Lock variables:

```
INTEGER(KIND=OMP_LOCK_KIND) :: svar
INTEGER(KIND=OMP_NEST_LOCK_KIND) :: nvar
```

```
omp_lock_t *lock;
omp_nest_lock_t *lock;
```

# Timing Routines

The run-time library includes two timing routines that implement a portable wall-clock timer.

in FORTRAN :

```
double precision function OMP_GET_WTIME()
double precision function OMP_GET_WTICK()
[number of seconds between clock ticks]
```

in C/C++ :

```
double omp_get_wtime(void)
double omp_get_wtick(void)
```

# Lock Functions

FORTRAN	C/C++
subroutine OMP_INIT_LOCK(svar)	void omp_init_lock(omp_lock_t *lock)
subroutine OMP_INIT_NEST_LOCK(nvar)	void omp_init_nest_lock(omp_nest_lock_t *lock)
subroutine OMP_DESTROY_LOCK(svar)	omp_destroy_lock(omp_lock_t *lock)
subroutine OMP_DESTROY_NEST_LOCK(nvar)	void omp_destroy_nest_lock(omp_nest_lock_t *lock)
subroutine OMP_SET_LOCK(svar)	void omp_set_lock(omp_lock_t *lock)
subroutine OMP_SET_NEST_LOCK(nvar)	void omp_set_nest_lock(omp_nest_lock_t *lock)
subroutine OMP_UNSET_LOCK(svar)	void omp_unset_lock(omp_lock_t *lock)
subroutine OMP_UNSET_NEST_LOCK(nvar)	void omp_unset_nest_lock(omp_nest_lock_t *lock)
logical function OMP_TEST_LOCK(svar)	int omp_test_lock(omp_lock_t *lock)
logical function OMP_TEST_NEST_LOCK(nvar)	int omp_test_nest_lock(omp_nest_lock_t *lock)

Usage example:

in FORTRAN :

```
DOUBLE PRECISION tstart,tend
tstart=OMP_GET_WTIME()
call bigjob(i,j,M,N,a)
tend=OMP_GET_WTIME()
print*, 'bigjob exec time = ',tend-tstart
```

in C/C++ :

```
double tstart;
double tend;
tstart = omp_get_wtime();
... work to be timed ...
tend = omp_get_wtime();
printf("Work took %f seconds\n", tend - tstart);
```

# OpenMP Environmental Controls

- OMP\_NUM\_THREADS** integer  
how many default threads used in parallel regions
- OMP\_SCHEDULE** (type[,chunk])  
control default for SCHEDULE directive, type can be one of **static**, **dynamic** or **guided**.
- OMP\_DYNAMIC** true|false  
allows/disallows variable number of threads
- OMP\_NESTED** true|false  
allows/disallows nested parallelism. If allowed, number of threads used to execute nested parallel regions is **implementation dependent** (can even be serialized!).
- Vendors may have additional env variables (e.g. SGI for data/thread placement or CPU affinity).

## Directive Sentinels

in **FORTRAN**: Fixed-form source code, must start in column 1 with no intervening white space:

```
!$OMP
C$OMP
*$OMP
```

Free-form source uses just the first (can appear in any column as long as it is preceded only by white space):

```
!$OMP
```

in **C/C++**: (free-form source, of course)

```
#pragma omp directive -name [clause [[,] clause] ...]
```

# Environmental Examples

**tcsh** :

```
setenv OMP_NUM_THREADS 2
setenv OMP_SCHEDULE ''guided,4''
setenv OMP_SCHEDULE ''dynamic''
```

**bash** :

```
export OMP_NUM_THREADS=2
export OMP_SCHEDULE=''guided,4''
export OMP_SCHEDULE=''dynamic''
```

## OpenMP Conditional Compilation Details

in **FORTRAN**: fixed-source form, conditional compilation sentinels must start in column 1

```
!$
C$
*$
c$
```

Examples:

```
!$ 10 IAM = OMP_GET_THREAD_NUM() +
!$ & INDEX
#ifdef _OPENMP
  10 IAM = OMP_GET_THREAD_NUM() +
    & INDEX
#endif
```

FORTRAN (cont'd) for free-form source code,

```
!$
```

and again,

```
!$ IAM = OMP_GET_THREAD_NUM() + &
!$& INDEX
#ifdef _OPENMP
    IAM = OMP_GET_THREAD_NUM() + &
    INDEX
#endif
```

## OpenMP Directives

- Parallel Regions
- Work-sharing
- Data Environment
- Synchronization

in C/C++: just use conventional preprocessing macros:

```
#ifdef _OPENMP
    iam = omp_get_thread_num() + index;
#endif
```

## OpenMP Parallel Regions

PARALLEL/END PARALLEL directives define parallel regions.

```
!$OMP PARALLEL [clause[,clause]...]
.
!$OMP END PARALLEL
```

Valid **data environment** clauses (we will come back to look at these in more detail):

- PRIVATE(list)
- SHARED(list)
- DEFAULT(PRIVATE|SHARED|NONE)
- FIRSTPRIVATE(list)
- REDUCTION({operator|intrinsic\_procedure\_name}:list)
- COPYIN(list)
- IF(scalar\_logical\_expression)
- NUM\_THREADS(scalar\_integer\_expression)

## Simple PARALLEL Example

```

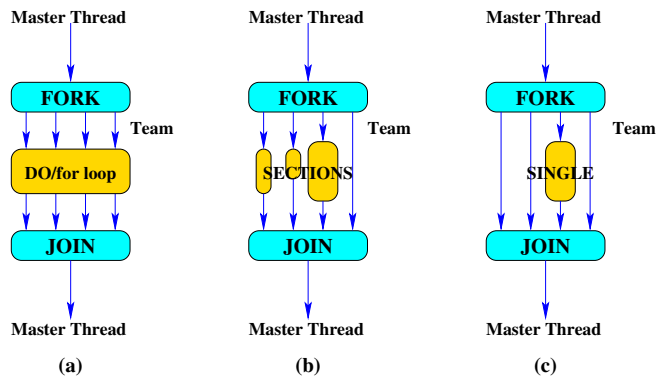
integer :: myid, nthreads, npoints, ipoints, istart

!$OMP PARALLEL DEFAULT(SHARED) PRIVATE(myid, nthreads, ipoints, istart)
myid = OMP_GET_THREAD_NUM()
nthreads = OMP_GET_NUM_THREADS()
ipoints = npoints/nthreads      ! size of partition by thread
istart = myid*ipoints+1         ! unit offset for fortran
if (myid.eq.nthreads-1) then
  ipoints = npoints - istart    ! extra bits go to last thread
endif
call subdomain(x, istart, ipoints) ! x(:) is global shared array
!$OMP END PARALLEL

```

- Single PARALLEL region in which we sub-divide the computation
- This example is more **coarse-grained**, depending on the size of the computation

## Work-Sharing Illustrated



## OpenMP Work-Sharing

These are the real workhorses of loop-level parallelism ...

```

!$OMP DO [clause[, clause]...]
#pragma omp for [clause[, clause]...]

```

```

!$OMP SECTIONS [clause[, clause]...]
!$OMP SINGLE [clause[, clause]...]
!$OMP WORKSHARE

```

Let's explore these work-sharing directives one at a time ...

```

!$OMP DO [clause[, clause]...]
#pragma omp for [clause[, clause]...]

```

- clause PRIVATE(list)
- clause FIRSTPRIVATE(list)
- clause LASTPRIVATE(list)
- clause REDUCTION({operator|intrinsic\_procedure\_name}:list)
- clause SCHEDULE(type[, chunk])  
control how loop iterations are mapped onto threads.
  - (static[, chunk]) chunk-sized blocks for each thread
  - (dynamic[, chunk]) threads get chunk-sized blocks until exhausted
  - (guided[, chunk]) block starts large, shrinks down to chunk size
  - (runtime) determined at runtime by env variable OMP\_SCHEDULE
- clause ORDERED

## Simple DO/for Examples

```

void load_arrays(int n, int m, double *A, double *B, double *C, double *D) {
    int i;
    #pragma omp parallel
    {
        #pragma omp for nowait
        for (i=0; i<n; i++) {
            B[i] = (A[i]-A[i-1])/2.0;
        }
        #pragma omp for nowait
        for (i=0; i<m; i++) {
            D[i] = sqrt(C[i]);
        }
    }
}

```

- Multiple (independent) loops within PARALLEL region
- Can use NOWAIT clause to avoid implicit barriers

## SECTIONS Get Assigned How?

- Implied barrier at the end of a SECTIONS directive, unless the NOWAIT clause is used
- It is not allowed to branch out of section blocks
- SECTION directives must occur within the lexical extent of a SECTIONS directive
- What if the number of threads does not match the number of sections?  
if threads > sections, some threads are idled, if sections > threads, implementation dependent

## Work-Sharing SECTIONS

```

!$OMP SECTIONS [clause[, clause]...]
[ !$OMP SECTION]
.
block
.
!$OMP SECTION
.
block
.
!$OMP END SECTIONS [NOWAIT]

```

available clauses:

- PRIVATE(list)
- FIRSTPRIVATE(list)
- LASTPRIVATE(list)
- REDUCTION({operator|intrinsic\_procedure\_name}:list)

## SECTIONS Example

```

!$OMP PARALLEL
!$OMP SECTIONS
!$OMP SECTION
    CALL XAXIS()           ! xaxis(), yaxis(), zaxis() independent
!$OMP SECTION
    CALL YAXIS()
!$OMP SECTION
    CALL ZAXIS()
!$OMP END SECTIONS
!$OMP END PARALLEL

```

- Three subroutines executed concurrently
- Scheduling of individual SECTION blocks is implementation dependent.

## Work-Sharing SINGLE

SINGLE serializes a parallel region

```
!$OMP SINGLE [clause[, clause]...]
.
!$OMP END SINGLE [COPYPRIVATE|NOWAIT]
```

available clauses:

- PRIVATE(list)
- FIRSTPRIVATE(list)

## WORKSHARE Directive

```
!$OMP WORKSHARE
.
!$OMP END WORKSHARE [NOWAIT]
```

available clauses:

- divides work in enclosed code into segments executed once by thread team members.
- units of work assigned in any manner subject to execution-once constraint.
- BARRIER is implied unless END WORKSHARE NOWAIT is used.

## Example of SINGLE Directive

```
void single_example() {
#pragma omp parallel
{
#pragma omp single
printf("Beginning do_lots_of_work ...\n");

do_lots_of_work();

#pragma omp single
printf("Finished do_lots_of_work.\n");

#pragma omp single nowait
printf("Beginning do_lots_more_work ...\n");

do_lots_more_work();

}
}
```

- No guarantee which thread executes SINGLE region
- Can use a NOWAIT clause if other threads can continue without waiting at implicit barrier

Restrictions on WORKSHARE:

- FORTRAN **only**
- Requires OpenMP version  $\geq 2.0$  (often seems to be exception even in 2.5)
- Enclosed block can only consist of:
  - array or scalar assignments
  - FORALL|WHERE statements/constructs
  - ATOMIC, CRITICAL, PARALLEL constructs

## Example of WORKSHARE Directive

```
integer :: i,j
integer,parameter :: n=1000
real,dimension(n,n) :: A,B,C,D
```

```
do i=1,n
  do j=1,n
    a(i,j) = i*2.0
    b(i,j) = j+2.0
  enddo
enddo
```

```
!$OMP PARALLEL DEFAULT(SHARED)
```

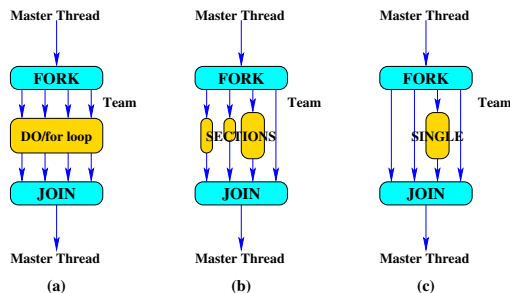
```
!$OMP WORKSHARE
```

```
C = A*B
D = A+B
first = C(1,1)+D(1,1)
last = C(n,n)+D(n,n)
```

```
!$OMP END WORKSHARE
```

```
!$OMP END PARALLEL
```

## Work-Sharing Illustrated (summary)



(a) **DO/for** : 'data parallelism', this workshare directive shares iterations of a loop across a thread team

(b) **SECTIONS** : 'functional parallelism', break work into separated discrete sections, each of which gets executed by a different thread

(c) **SINGLE** : serialize a section (otherwise parallel) of code

## Combined Parallel Work-Sharing

Combined Parallel region and work-sharing directives, shortcuts for regions with a single work-sharing directive,

```
!$OMP PARALLEL DO [clause[,clause]...]
#pragma omp parallel for [clause[,clause]...]
```

```
!$OMP PARALLEL SECTIONS [clause[,clause]...]
#pragma omp parallel sections [clause[,clause]...]
```

```
!$OMP PARALLEL WORKSHARE [clause[,clause]...]
#pragma omp parallel workshare [clause[,clause]...]
```

## Data Environment

Constructs for controlling the data environment in parallel regions,

clause **THREADPRIVATE**(list) :

makes named common blocks and named variables private to each thread (Initialize with COPYIN or use DATA statements), persists between parallel regions (if thread count is the same)

clause **PRIVATE**(list) :

variables in list private to each member of thread team. Not initialized. Masks globals.

clause **SHARED**(list) :

shares variables in list among all team members (may need a FLUSH to ensure consistent copies!)

clause **DEFAULT**(PRIVATE|SHARED|NONE) :

C/C++ does not support DEFAULT(PRIVATE).

## Data Environment (cont'd)

- clause FIRSTPRIVATE(list)** :  
same as PRIVATE, but values initialized with value of original.
- clause LASTPRIVATE(list)** :  
same as PRIVATE, but thread executing last iteration updates value of original object.
- clause REDUCTION({operator|intrinsic\_procedure\_name}:list)** :  
performs reduction with given operator on list variables.
- clause COPYIN(list)** :  
used in conjunction with THREADPRIVATE to initialize values in all threads.
- clause COPYPRIVATE(list)** :  
used with END SINGLE to broadcast a value from one team member to the others.

## REDUCTION Example

```

void ex_reduction(double *x, double *y, int n) {
    int i,b;
    double a;

    a=0.0;
    b=0;
    #pragma omp parallel for private(i) shared(x,y,n) \
        reduction(+:a) reduction(^:b)
        for (i=0;i<n;i++) {
            a += x[i];
            b ^= y[i]; /* bitwise XOR */
        }
}

```

## More on the REDUCTION clause

```

REDUCTION (operator|intrinsic: list)
reduction (operator: list)

```

- A private copy of each list variable is created for each thread, the reduced value is written to the global shared variable
- listed variables must be named scalars (not arrays or structures), declared as SHARED
- Watch out for cummutativity-associativity (subtraction, for example)

	FORTRAN	C/C++
intrinsic	max,min,iand,ior,ieor	
operator	+,*,-, .and., .or., .eqv., .neqv.	+,*,-,^,&,&&,  ,

## Synchronization

Directives to synchronize thread team or control thread access to code fragments,

- !\$OMP MASTER** :  
execute section only with master thread (no implied barrier).
- !\$OMP CRITICAL [name ]**:  
restrict access to one thread at a time (otherwise block).
- !\$OMP BARRIER** :  
synchronize all threads.
- !\$OMP ATOMIC** :  
special case of CRITICAL, the statement following allows a specific memory location to be updated atomically (no multiple writes, can take advantage of specific hardware instructions for atomic writes).
- !\$OMP FLUSH [(list)]** :  
ensure threads have consistent view of shared variables (else just the named list).
- !\$OMP ORDERED** :  
execute code in same order as under sequential execution.
- !\$OMP SINGLE** :  
block executed by only one thread (implied BARRIER and FLUSH at the end)

## MASTER Example

```

!$OMP PARALLEL
!$OMP DO
  do i=1,n
    call lots_of_independent_work(i)
  enddo
!$OMP MASTER
  print*, 'Finished lots_of_independent_work ...'
!$OMP END MASTER
... more work ...
!$OMP END PARALLEL

```

- Code inside MASTER construct executed only by master thread
- No implicit barrier (more efficient version of SINGLE)

## FLUSH Example

```

!$OMP PARALLEL DEFAULT(PRIVATE) SHARED(ISYNC)
  IAM = OMP_GET_THREAD_NUM()
  ISYNC(IAM) = 0
!$OMP BARRIER
  CALL WORK()
  ! I AM DONE WITH MY WORK, SYNCHRONIZE WITH MY NEIGHBOR
  ISYNC(IAM) = 1
!$OMP FLUSH
  ! WAIT TILL NEIGHBOR IS DONE
  DO WHILE (ISYNC(NEIGH). EQ. 0)
!$OMP FLUSH(ISYNC)
  ENDDO
!$OMP END PARALLEL

```

- Ensure that all threads have consistent view of memory

## Synchronization Example: ATOMIC

```

int main() {
  int index[10000];
  double x[1000],y[10000];
  int i;

  for (i=0; i<10000; i++) {
    index[i] = i % 1000;
    y[i] = 0.0;
  }
  for (i=0; i<1000; i++) {
    x[i] = 0.0;
  }
  atomic_ex(x,y,index,10000);
  return 0;
}

void atomic_ex(double *x, double *y, int *index, int n) {
  int i;

  #pragma omp parallel for shared(x,y,index,n)
  for (i=0; i<n; i++) {
    #pragma omp atomic
    x[index[i]] += work1(i);
    y[i] += work2(i);
  }
}

```

why use ATOMIC? CRITICAL would execute serially, while ATOMIC can execute in parallel on different elements of x.

## Example of ORDERED Clause/Construct

```

void work(int k) {
  #pragma omp ordered
  printf('%d\n',k);
}

void ex_ordered(int lower, int upper, int stride) {
  int i;

  #pragma omp parallel for ordered schedule(dynamic)
  for(i=lower, i<upper; i++) {
    work(i);
  }
}

int main() {
  ex_ordered(0,100,5);
  return 0;
}

```

- ORDERED must be within extent of PARALLEL DO, which must have ORDERED clause
- Above example prints indices in order